

# Apple Health MCO Performance Measure Review RY 2015

**Deron Ferguson, PhD**  
Director, Performance Measurement & Analytics

March 9, 2016



Advancing Healthcare  
Improving Health

# Objectives

- Review performance measure results for RY 2015 (MY 2014)
  - Measures with contracted goals
  - Other important measures
- Share perspectives and ideas
  - Ongoing projects
  - Planned projects

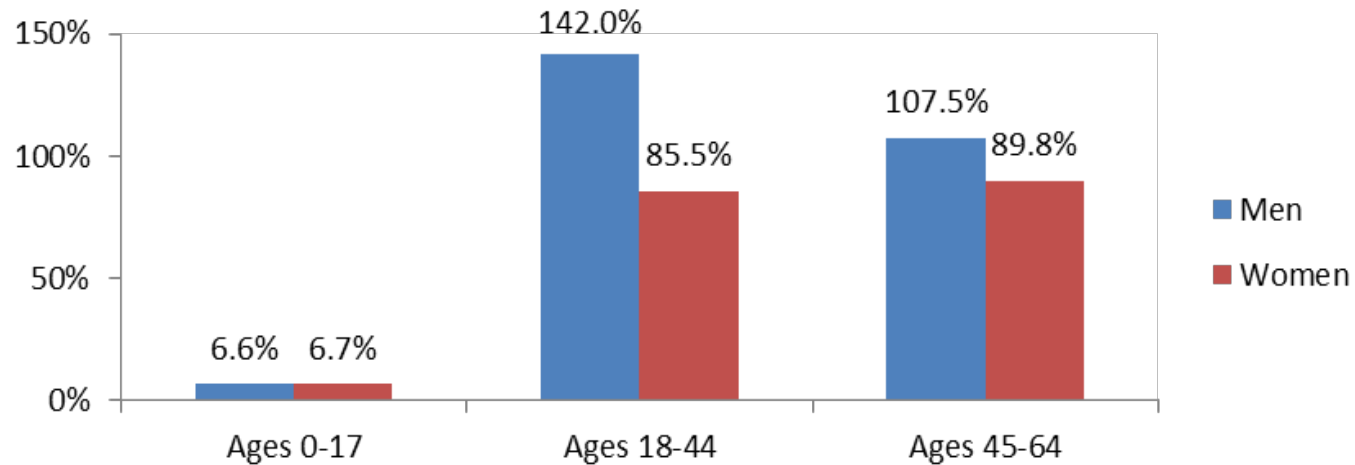


# Rapid Apple Health Enrollment Growth in 2014

Medicaid Managed Care Plan	January 2014	December 2014	% Change
Amerigroup Washington (AMG)	55,459	128,369	131.4%
Coordinated Care of Washington (CCW)	105,914	175,353	65.6%
Community Health Plan of Washington (CHPW)	267,634	332,456	24.2%
Molina Healthcare of Washington (MHW)	402,942	486,524	20.7%
United Health Care Community Plan (UHC)	88,199	180,225	104.3%
<b>Total</b>	<b>920,158</b>	<b>1,302,927</b>	<b>41.6%</b>









# Enrollment Growth Fueled by Adult Medicaid Expansion



# Access to Care

## Ambulatory or Preventive Visits

- Improved for children in 2015
- Below the nation for adults

	2014 State Rate	2015 State Rate	2015 National Quartile
<b>Adults' Access to Care (HEDIS)</b>			
20–44 years	--	77.9	
45–64 years	--	84.6	
<b>Children's Access to Care (HEDIS)</b>			
12–24 months	97.3	97.5	
25 months–6 years	87.5	88.8↑	
7–11 years	91.2	91.9↑	
12–19 years	90.8	91.2↑	

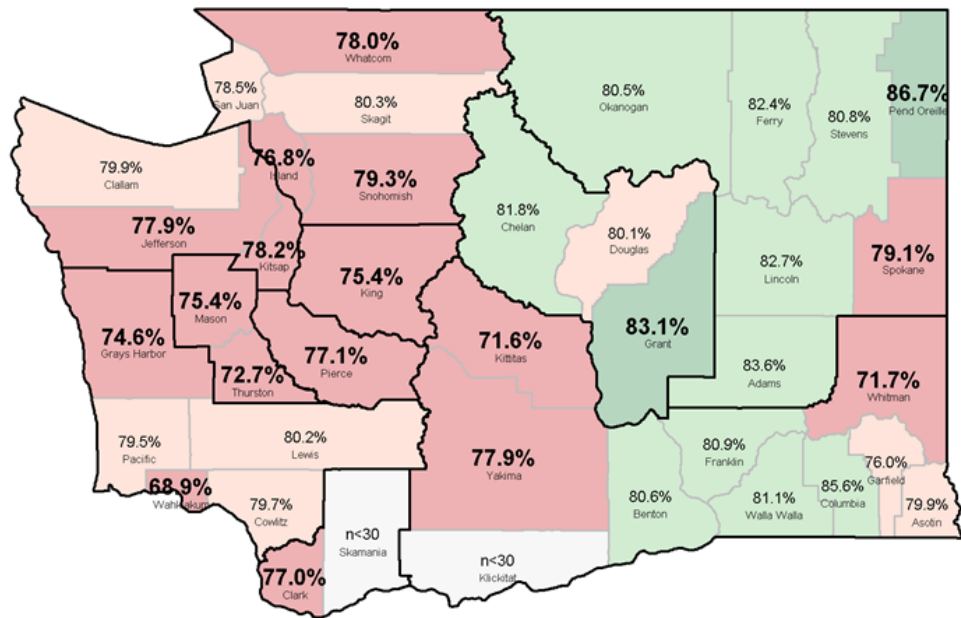


# Access to Care

## Adult Ambulatory or Preventive Visits

- Larger gaps where enrollment grew fastest

*Percent of Adults in Medicaid Expansion Population With At Least One Ambulatory or Preventive Care Visit By County, 2015 RY*









■ Sig. Lower Performing   ■ Sig. Higher Performing   **State Average: 80.4%**  
■ Lower Performing   ■ Higher Performing  
■ Insufficient Data



# Access to Care




- Child **well-care visits** were below the contracted goals for many MCOs.
- **Maternal health visits** were in the lowest national quartiles.

	2014 State Rate	2015 State Rate	2015 National Quartile
<b>Well-Care Visits (HEDIS)</b>			
0–15 months, 6+ visits (goal: 60%)	64.0	56.8↓	
3–6 years, annual visit (goal: 68%)	65.1	66.6	
12–21 years, annual visit (goal: 43%)	42.7	42.6	
<b>Maternal Health (HEDIS)</b>			
Timeliness of Prenatal Care	--	73.7	
Frequency of Prenatal Care (>81%)	--	43.8	
Postpartum Care	--	51.6	



# Preventive Care

- Immunizations
  - Most MCOs surpassed contracted goal of 68% for **Children's Combo 2**
  - **Adolescent Combo 1** improved significantly
  - State surpassed national averages

	2014 State Rate	2015 State Rate	2015 National Quartile
<b>Immunizations (HEDIS)</b>			
Children's Combo 2 <i>(goal: 68%)</i>	70.7	70.9	
Children's Combo 3	67.2	68.7	
Adolescent Combo 1	67.0	73.7↑	





# Preventive Care







- Women's Health Screenings
  - Screenings below national averages
  - HPV Vaccinations well above national average (but still only 29%)

	2014 State Rate	2015 State Rate	2015 National Quartile
<b>Women's Health Screenings (HEDIS)</b>			
Breast Cancer Screening	--	54.4	
Cervical Cancer Screening	--	50.4	
Chlamydia Screening	--	51.2	
HPV Vaccination	--	29.2	



# Diabetes Care Management

- Diabetes testing and exams improved and were above national average
- Diabetes control measures were at or above the national average

	2014 State Rate	2015 State Rate	2015 National Quartile
<b>Diabetes Care (HEDIS)</b>			
HbA1c Testing	88.1	90.4	
Eye Examinations	49.6	54.8↑	
Medical Attention for Nephropathy	79.9	83.4↑	
Blood Pressure Control (< 140/90)	59.7	63.7	
Good HbA1c Control (< 8%)	45.7	46.3	
Poor HbA1c Control (> 9%)	46.4	42.6	 †

† lower score is better



# Discussion

- What steps are you taking to improve performance?
- What challenges do you face?

2015 Result	HEDIS Measure Group
X	Adult Access to Care
✓	Child Access to Care
X	Well-Child Visits
X	Maternal Health Visits
✓	Child Immunizations
✓	Adolescent Immunizations
X	Women's Health Screenings
✓	Diabetes Care



# Questions?

Deron Ferguson

Director, Performance Measurement and Analytics

deronf@qualishealth.org

206-288-2431

*For more information:*

[www.QualisHealth.org](http://www.QualisHealth.org)

